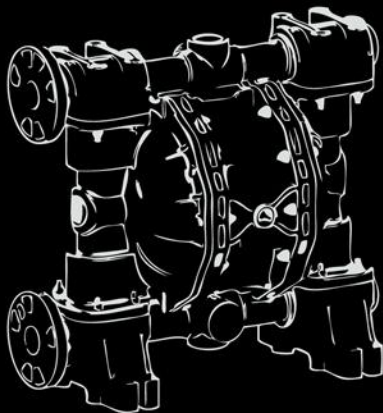




AIR OPERATED DOUBLE DIAPHRAGM PUMPS



www.meclube.com





Fully Italian production

MECLUBE gives to all its customers the availability of a global service, assured by a wide range of products. The excellent relation between quality/price and the respect of the delivery time make our company an ideal partner. Thanks to the high flexibility of our modalities of production we are able to establish an exceptional relation with our customers that comes true in the customization, in the colour, in the brand of the company on the standard range of our products. Our purchase cycle become complete with a speedy and qualified assistance service.



Service

Our company is able to offer to all our customers items of high quality and availability. It has a modern and innovative equipment of project, a lot of machines with a huge productive potential, a wide range of stamps, manufacturing cycles, tools, test and assembly machinery. For us of MECLUBE our customers represent the most important capital of the company. This general catalogue is made to illustrate our activity, our structures and confirm that we are real manufacturers.

Air operated double diaphragm pumps have long been recognized as the most flexible pumps of the industry for handling difficult liquids at relatively low pressures and flows. The range of applications is virtually limitless. Meclube AODD pumps come in many sizes and choices of materials of construction. Almost every type of liquid from highly corrosive acids through high viscosity paints and adhesives, to food and drink products can be pumped.



Air operated double diaphragm pumps realized in **POLYPROPYLENE**
Flow-rate from 20 lts/min to 700lts/min
Connection from 3/8" to 2"



Air operated double diaphragm pumps realized in **ALUMINIUM**
Flow-rate from 55 lts/min to 700lts/min
Connection from 1/2" to 2"



Air operated double diaphragm pumps realized in **STAINLESS STEEL AISI 316**
Flow-rate from 20 lts/min to 700lts/min
Connection from 3/8" to 2"



Air operated double diaphragm pumps realized in **SS AISI 316 ELECTRO-POLISHED**
Flow-rate from 20 lts/min to 700lts/min
Connection from 3/8" to 2"



SPECIAL PUMP
ATEX zone 1



Air operated double diaphragm pumps realized in **POLYPROPYLENE, PVDF, ALUMINIUM, STAINLESS STEEL AISI 316**
Flow-rate from 20 lts/min to 700lts/min
Connection from 3/8" to 2"



- Special Air system: lube-free, non-stall, non-freeze.
- Efficient air distribution design: low air consumption.
- Handled liquids with solids particles: ideal for abrasive and viscous media.
- All plastic air system: strong and corrosion-resistant in harsh environments.
- Efficient performance: high flow rates through optimal casings designs.
- Can customize to specific applications:
- Multiple porting options available along with interface options.
- All Bolted Construction: it provides maximum leak resistance and safety.
- Variable flow and head pressures, easy to adjust, without sophisticated controls.
- Wide Range of sizes and materials suited to variety of conditions and chemicals fluids.
- Safely "dead head" function, against closed discharge, without pump damage.
- Self-priming dry up to 6 meters: works in suction lift applications.
- 100% wet tested after final assembly: deadheading, priming, and sealing.



1. Suction Cycle

Compressed air fills right inner chamber, causing the opposing diaphragm to create suction, lifting the lower valve ball, pulling in fluid at inlet. Simultaneously, the right chamber is in "Discharge" cycle.



2. Discharge Cycle

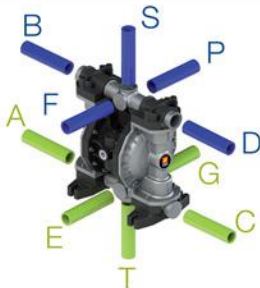
Compressed air fills left inner chamber, causing upper valve ball to open and discharge fluid. Simultaneously, the right chamber is in "Suction" cycle.

Ports connection

To select the right MECLUBE pump for your application, the following factors should be considered to achieve economy of operation, long pump life, and minimal maintenance costs:

- The nature of the medium to be pumped, its viscosity, and the solids content
- Pumping capacity in relation to the desired output
- Suction and pressure conditions

Considering these parameters, an optimal pump size is selected when the intersection of the intended installation "pressure vs. flow rate" is near the middle section of the curves.



Feasible Connection

- Standard = A B
 Inlet = A-E-T-C-G
 Outlet = B-S-D-F-P

CASING	DIAPHRAGM	BALLS	SEATS	GASKET	CONNECTIONS	ATEX	PORTS
POLYPROPYLENE	HYTREL+PTFE	PTFE	PP	EPDM	BSP	ZONE 2	A B = STANDARD
PVDF	SANTOPRENE+PTFE	SS	PVDF	VITON	FLANGED	ZONE 1	
ALUMINIUM	HYTREL	EPDM	ALU	NBR	NPT		
STAINLESS STEEL	SANTOPRENE	NBR	SS	PTFE			
	EPDM		PE-UHMWE				
	NBR						

Using Performance Curves

To determine compressed air requirements and proper size for a MECLUBE AODD pump, two elements of information are required:

- 1 Required Flow Rate
- 2 Total Delivery Head

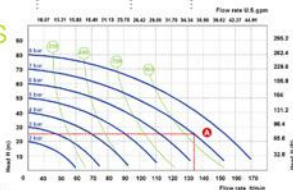
As an example, consider a P160 pump performance curve, pumping about 135 l/min at 25m.

Point A on the performance curve is where the desired Flow Rate and Total Delivery Head points intersect. This point determines compressed air requirements for the particular pump.

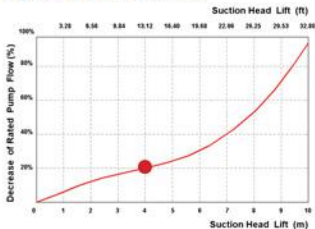
At performance point A, the pump will require approximately 7 bar air inlet pressure.

To arrive at this figure, follow the solid blue curve to the left to read the air pressure rating in BAR.

By looking at the nearest green curve, it is determined the pump will require approximately 900 nl/min (Normal Liter per minute) of air consumption.

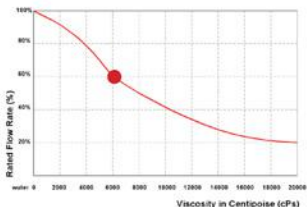


Specified Suction Lift



With a suction lift of 4 m, pump rate decreases by approximately 20%. Valid for pumps 3/4" and larger; data varies with pump configuration.

Viscous Liquids Performance Data



During the conveyance of a fluid with a viscosity of 6000cPs, the pump rate decreases to 60% of its rated value (100% = water). Valid for 3/4" pumps & larger.



Meclube Model P20
 Made in POLYPROPYLENE
 compression ratio: 1:1
 max flow-rate: 20 l/min
 fluid connections: 3/8" BSP

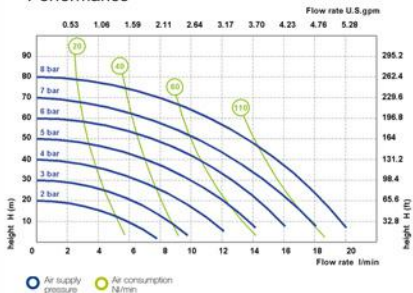
EX II 3/3 GD c IIB T 135°C ATEX zone 2

ARTICLE	CASING	DIAPHRAGM	BALLS	GASKET	FLUIDS
028-P020-AB1	POLYPROPYLENE	NBR+PTFE	SS AISI 316	NBR	OIL - EXHAUSTED OIL - DIESEL FUEL
028-P020-AB2	POLYPROPYLENE	NBR+PTFE	PTFE	VITON	WATER - ANTI-FREEZE - WINDSCREEN - AdBlue
028-P020-AB3	POLYPROPYLENE	NBR+PTFE	PTFE	PTFE	AGGRESSIVE FLUIDS (ACIDS AND BASICS) SEE THE ATTACHED LIST

Technical data

Fluid connections:	3/8" BSP
Air connection:	6mm
Max flow-rate:	20 l/min
Max air pressure:	8 bar
Max delivery height:	80 m
Max suction Lift Dry:	6,0 m
Max Suction Lift Wet:	9,8 m
Max Solid passing:	3 mm
Noise level:	65 dB
Displacement per cycle:	30 cm ³
Max viscosity:	12000 cps

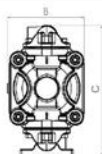
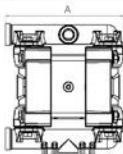
Performance



The curves and performance values refer to pumps with submerged suction and a free delivery outlet with water at 20°C, and vary according to the construction material.

Dimensions

A (mm)	146
B (mm)	96
C (mm)	164
Weight kg	1,1
MAX Temperature	65°C





AIR-OPERATED DOUBLE DIAPHRAGM PUMPS



Meclube Model P35 Made in POLYPROPYLENE

compression ratio: 1:1
 max flow-rate: 35 l/min
 fluid connections: 1/2" BSP

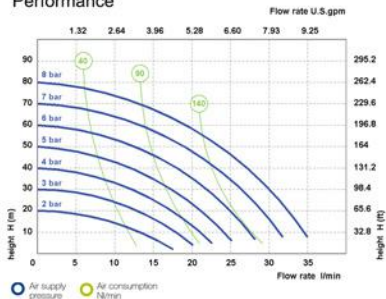
EX II 3/3 GD c IIB T 135°C ATEX zone 2

ARTICLE	CASING	DIAPHRAGM	BALLS	GASKET	FLUIDS
028-P035-AB1	POLYPROPYLENE	HYTREL+PTFE	SS AISI 316	NBR	OIL - EXHAUSTED OIL - DIESEL FUEL
028-P035-AB2	POLYPROPYLENE	HYTREL+PTFE	PTFE	VITON	WATER - ANTI-FREEZE - WINDSCREEN - AdBlue
028-P035-AB3	POLYPROPYLENE	HYTREL+PTFE	PTFE	PTFE	AGGRESSIVE FLUIDS (ACIDS AND BASICS)
028-P035-AB4	POLYPROPYLENE	SANTOPRENE	EPDM	EPDM	ABRASIVE LIQUID - ALKALINE / BASIC SEE THE ATTACHED LIST

Technical data

Fluid connections:	1/2" BSP
Air connection:	6mm
Max flow-rate:	35 l/min
Max air pressure:	8 bar
Max delivery height:	80 m
Max suction Lift Dry:	5,0 m
Max Suction Lift Wet:	9,8 m
Max Solid passing:	3,5 mm
Noise level:	65 dB
Displacement per cycle:	50 cm ³
Max viscosity:	15000 cps

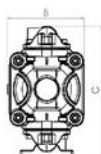
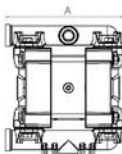
Performance



The curves and performance values refer to pumps with submerged suction and a free delivery outlet with water at 20°C, and vary according to the construction material.

Dimensions

A (mm)	177
B (mm)	105
C (mm)	183
Weight kg	1,4
MAX Temperature	65°C





AIR-OPERATED DOUBLE DIAPHRAGM PUMPS



Meclube Model P55 Made in POLYPROPYLENE

compression ratio: 1:1
 max flow-rate: 55 l/min
 fluid connections: 1/2" BSP

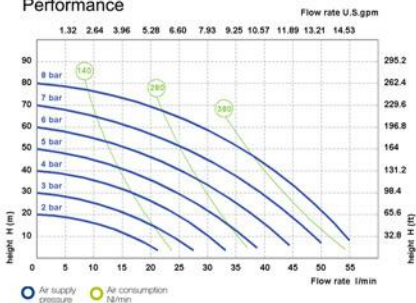
EX II 3/3 GD c IIB T 135°C ATEX zone 2

ARTICLE	CASING	DIAPHRAGM	BALLS	GASKET	FLUIDS
028-P055-AB1	POLYPROPYLENE	NBR	SS AISI 316	NBR	OIL - EXHAUSTED OIL - DIESEL FUEL
028-P055-AB2	POLYPROPYLENE	HYTREL+PTFE	PTFE	VITON	WATER - ANTI-FREEZE - WINDSCREEN - AdBlue
028-P055-AB3	POLYPROPYLENE	HYTREL+PTFE	PTFE	PTFE	AGGRESSIVE FLUIDS (ACIDS AND BASICS)
028-P055-AB4	POLYPROPYLENE	SANTOPRENE	EPDM	EPDM	ABRASIVE LIQUID - ALKALINE / BASIC SEE THE ATTACHED LIST

Technical data

Fluid connections: 1/2" BSP
 Air connection: 1/4" BSP
 Max flow-rate: 55 l/min
 Max air pressure: 8 bar
 Max delivery height: 80 m
 Max suction Lift Dry: 6,0 m
 Max Suction Lift Wet: 9,8 m
 Max Solid passing: 3,5 mm
 Noise level: 68 dB
 Displacement per cycle: 85 cm³
 Max viscosity: 20000 cps

Performance



The curves and performance values refer to pumps with submerged suction and a free delivery outlet with water at 20°C, and vary according to the construction material.

Dimensions

A (mm)	222
B (mm)	156
C (mm)	233
Weight kg	4
MAX Temperature	65°C





AIR-OPERATED DOUBLE DIAPHRAGM PUMPS



Meclube Model P110

Made in POLYPROPYLENE

compression ratio: 1:1

max flow-rate: 110 l/min

fluid connections: 3/4" BSP

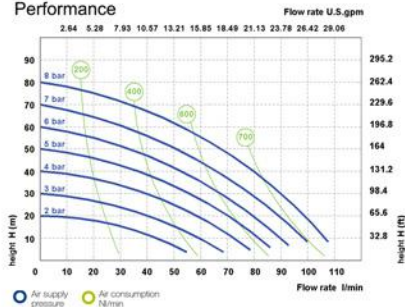
EX II 3/3 GD c IIB T 135°C ATEX zone 2

ARTICLE	CASING	DIAPHRAGM	BALLS	GASKET	FLUIDS
028-P110-AB1	POLYPROPYLENE	NBR	SS AISI 316	NBR	OIL - EXHAUSTED OIL - DIESEL FUEL
028-P110-AB2	POLYPROPYLENE	HYTREL+PTFE	PTFE	VITON	WATER - ANTI-FREEZE - WINDSCREEN - AdBlue
028-P110-AB3	POLYPROPYLENE	HYTREL+PTFE	PTFE	PTFE	AGGRESSIVE FLUIDS (ACIDS AND BASICS)
028-P110-AB4	POLYPROPYLENE	SANTOPRENE	EPDM	EPDM	ABRASIVE LIQUID - ALKALINE / BASIC SEE THE ATTACHED LIST

Technical data

Fluid connections:	3/4" BSP
Air connection:	3/8" BSP
Max flow-rate:	110 l/min
Max air pressure:	8 bar
Max delivery height:	80 m
Max suction Lift Dry:	6,0 m
Max Suction Lift Wet:	9,8 m
Max Solid passing:	3,5 mm
Noise level:	72 dB
Displacement per cycle:	100 cm ³
Max viscosity:	25000 cps

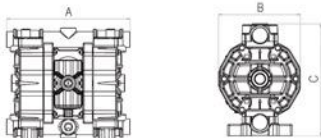
Performance



The curves and performance values refer to pumps with submerged suction and a free delivery outlet with water at 20°C, and vary according to the construction material.

Dimensions

A (mm)	265
B (mm)	175
C (mm)	245
Weight kg	6,5
MAX Temperature	65°C





AIR-OPERATED DOUBLE DIAPHRAGM PUMPS



Meclube Model P170

Made in POLYPROPYLENE

compression ratio: 1:1

max flow-rate: 170 l/min

fluid connections: 1" BSP

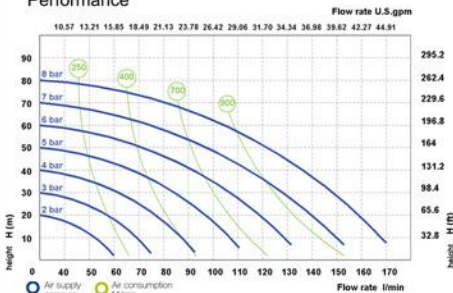
EX II 3/3 GD c IIB T 135°C ATEX zone 2

ARTICLE	CASING	DIAPHRAGM	BALLS	GASKET	FLUIDS
028-P170-AB1	POLYPROPYLENE	NBR	SS AISI 316	NBR	OIL - EXHAUSTED OIL - DIESEL FUEL
028-P170-AB2	POLYPROPYLENE	HYTREL+PTFE	PTFE	VITON	WATER - ANTI-FREEZE - WINDSCREEN - AdBlue
028-P170-AB3	POLYPROPYLENE	HYTREL+PTFE	PTFE	PTFE	AGGRESSIVE FLUIDS (ACIDS AND BASICS)
028-P170-AB4	POLYPROPYLENE	SANTOPRENE	EPDM	EPDM	ABRASIVE LIQUID - ALKALINE / BASIC SEE THE ATTACHED LIST

Technical data

Fluid connections:	1" BSP
Air connection:	1/2" BSP
Max flow-rate:	170 l/min
Max air pressure:	8 bar
Max delivery height:	80 m
Max suction Lift Dry:	6,0 m
Max Suction Lift Wet:	9,8 m
Max Solid passing:	7,5 mm
Noise level:	75 dB
Displacement per cycle:	330 cm ³
Max viscosity:	35000 cps

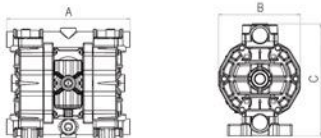
Performance



The curves and performance values refer to pumps with submerged suction and a free delivery outlet with water at 20°C, and vary according to the construction material.

Dimensions

A (mm)	370
B (mm)	222
C (mm)	370
Weight kg	15
MAX Temperature	65°C





AIR-OPERATED DOUBLE DIAPHRAGM PUMPS



Meclube Model P250

Made in POLYPROPYLENE

compression ratio: 1:1

max flow-rate: 250 l/min

fluid connections: 1" 1/4 BSP

EX II 3/3 GD c IIB T 135°C ATEX zone 2

ARTICLE	CASING	DIAPHRAGM	BALLS	GASKET	FLUIDS
028-P250-AB1	POLYPROPYLENE	NBR	SS AISI 316	NBR	OIL - EXHAUSTED OIL - DIESEL FUEL
028-P250-AB2	POLYPROPYLENE	HYTREL+PTFE	PTFE	VITON	WATER - ANTI-FREEZE - WINDSCREEN - AdBlue
028-P250-AB3	POLYPROPYLENE	HYTREL+PTFE	PTFE	PTFE	AGGRESSIVE FLUIDS (ACIDS AND BASICS)
028-P250-AB4	POLYPROPYLENE	SANTOPRENE	EPDM	EPDM	ABRASIVE LIQUID - ALKALINE / BASIC SEE THE ATTACHED LIST

Technical data

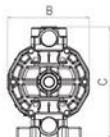
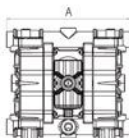
Fluid connections:	1"1/4 BSP
Air connection:	1/2 BSP
Max flow-rate:	250 l/min
Max air pressure:	8 bar
Max delivery height:	80 m
Max suction Lift Dry:	6,0 m
Max Suction Lift Wet:	9,8 m
Max Solid passing:	7,5 mm
Noise level:	75 dB
Displacement per cycle:	330 cm ³
Max viscosity:	35000 cps

Performance



Dimensions

A (mm)	370
B (mm)	222
C (mm)	370
Weight kg	15
MAX Temperature	65°C





AIR-OPERATED DOUBLE DIAPHRAGM PUMPS



Meclube Model P550

Made in POLYPROPYLENE

compression ratio: 1:1

max flow-rate: 550 l/min

fluid connections: 1" 1/2 BSP

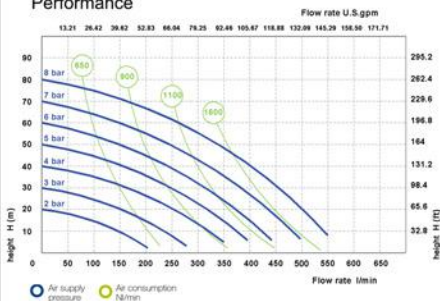
EX II 3/3 GD c IIB T 135°C ATEX zone 2

ARTICLE	CASING	DIAPHRAGM	BALLS	GASKET	FLUIDS
028-P550-AB1	POLYPROPYLENE	NBR	SS AISI 316	NBR	OIL - EXHAUSTED OIL - DIESEL FUEL
028-P550-AB2	POLYPROPYLENE	HYTREL+PTFE	PTFE	VITON	WATER - ANTI-FREEZE - WINDSCREEN - AdBlue
028-P550-AB3	POLYPROPYLENE	HYTREL+PTFE	PTFE	PTFE	AGGRESSIVE FLUIDS (ACIDS AND BASICS)
028-P550-AB4	POLYPROPYLENE	SANTOPRENE	EPDM	EPDM	ABRASIVE LIQUID - ALKALINE / BASIC SEE THE ATTACHED LIST

Technical data

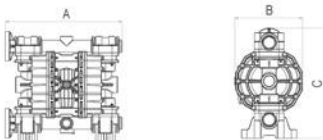
Fluid connections:	1" 1/2 BSP
Air connection:	3/4" BSP
Max flow-rate:	550 l/min
Max air pressure:	8 bar
Max delivery height:	80 m
Max suction Lift Dry:	5,0 m
Max Suction Lift Wet:	9,8 m
Max Solid passing:	8,5 mm
Noise level:	78 dB
Displacement per cycle:	1250 cm ³
Max viscosity:	50000 cps

Performance



Dimensions

A (mm)	595
B (mm)	345
C (mm)	565
Weight kg	31
MAX Temperature	65°C





AIR-OPERATED DOUBLE DIAPHRAGM PUMPS



Meclube Model P700

Made in POLYPROPYLENE

compression ratio: 1:1

max flow-rate: 700 l/min

fluid connections: 2" BSP

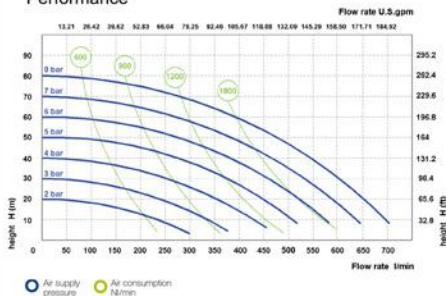
EX II 3/3 GD c IIB T 135°C ATEX zone 2

ARTICLE	CASING	DIAPHRAGM	BALLS	GASKET	FLUIDS
028-P700-AB1	POLYPROPYLENE	NBR	INOX AISI 316	NBR	OIL - EXHAUSTED OIL - DIESEL FUEL
028-P700-AB2	POLYPROPYLENE	HYTREL+PTFE	PTFE	VITON	WATER - ANTI-FREEZE - WINDSCREEN - AdBlue
028-P700-AB3	POLYPROPYLENE	HYTREL+PTFE	PTFE	PTFE	AGGRESSIVE FLUIDS (ACIDS AND BASICS)
028-P700-AB4	POLYPROPYLENE	SANTOPRENE	EPDM	EPDM	ABRASIVE LIQUID - ALKALINE / BASIC SEE THE ATTACHED LIST

Technical data

Fluid connections:	2" BSP
Air connection:	3/4" BSP
Max flow-rate:	700 l/min
Max air pressure:	8 bar
Max delivery height:	80 m
Max suction Lift Dry:	5,0 m
Max Suction Lift Wet:	9,8 m
Max Solid passing:	8,5 mm
Noise level:	78 dB
Displacement per cycle:	1250 cm ³
Max viscosity:	50000 cps

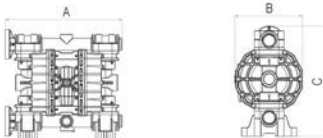
Performance



The curves and performance values refer to pumps with submerged suction and a free delivery outlet with water at 20°C, and vary according to the construction material.

Dimensions

A (mm)	595
B (mm)	345
C (mm)	565
Weight kg	31
MAX Temperature	65°C





AIR-OPERATED DOUBLE DIAPHRAGM PUMPS



Meclube Model A55

Made in ALUMINIUM

compression ratio: 1:1

max flow-rate: 55 l/min

fluid connections: 1/2" BSP

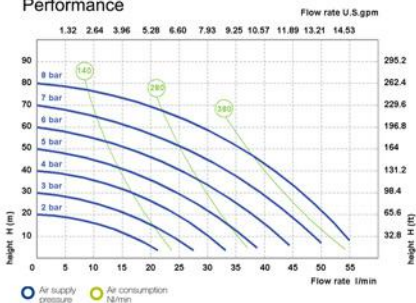
EX II 3/3 GD c IIB T 135°C ATEX zone 2

ARTICLE	CASING	DIAPHRAGM	BALLS	GASKET	FLUIDS
028-A055-AB1	ALUMINIUM	HYTREL+PTFE	SS AISI 316	NBR	OIL - EXHAUSTED OIL - DIESEL FUEL
028-A055-AB2	ALUMINIUM	HYTREL+PTFE	PTFE	VITON	WATER - ANTI-FREEZE - WINDSCREEN - AdBlue
028-A055-AB3	ALUMINIUM	HYTREL+PTFE	PTFE	PTFE	HYDROCARBONS - VINYL GLUE - SOLVENTS
028-A055-AB4	ALUMINIUM	SANTOPRENE	EPDM	EPDM	ABRASIVE LIQUID - ALKALINE / BASIC SEE THE ATTACHED LIST

Technical data

Fluid connections:	1/2" BSP
Air connection:	1/4" BSP
Max flow-rate:	55 l/min
Max air pressure:	8 bar
Max delivery height:	80 m
Max suction Lift Dry:	6,0 m
Max Suction Lift Wet:	9,8 m
Max Solid passing:	3,5 mm
Noise level:	68 dB
Displacement per cycle:	85 cm ³
Max viscosity:	20000 cps

Performance



The curves and performance values refer to pumps with submerged suction and a free delivery outlet with water at 20°C, and vary according to the construction material.

Dimensions

A (mm)	222
B (mm)	156
C (mm)	230
Weight kg	5
MAX Temperature	95°C





Meclube Model A110

Made in ALUMINIUM

compression ratio: 1:1

max flow-rate: 110 l/min

fluid connections: 3/4" BSP

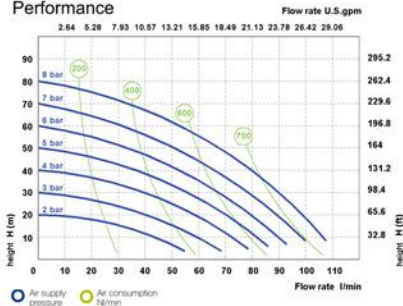
EX II 3/3 GD c IIB T 135°C ATEX zone 2

ARTICLE	CASING	DIAPHRAGM	BALLS	GASKET	FLUIDS
028-A110-AB1	ALUMINIUM	NBR	SS AISI 316	NBR	OIL - EXHAUSTED OIL - DIESEL FUEL
028-A110-AB2	ALUMINIUM	HYTREL+PTFE	PTFE	VITON	WATER - ANTI-FREEZE - WINDSCREEN - AdBlue
028-A110-AB3	ALUMINIUM	HYTREL+PTFE	PTFE	PTFE	HYDROCARBONS - VINYL GLUE - SOLVENTS
028-A110-AB4	ALUMINIUM	SANTOPRENE	EPDM	EPDM	ABRASIVE LIQUID - ALKALINE / BASIC SEE THE ATTACHED LIST

Technical data

Fluid connections:	3/4" BSP
Air connection:	3/8" BSP
Max flow-rate:	110 l/min
Max air pressure:	8 bar
Max delivery height:	80 m
Max suction Lift Dry:	6,0 m
Max Suction Lift Wet:	9,8 m
Max Solid passing:	3,5 mm
Noise level:	72 dB
Displacement per cycle:	100 cm ³
Max viscosity:	25000 cps

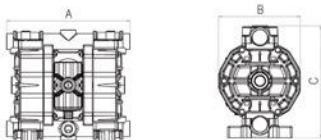
Performance



The curves and performance values refer to pumps with submerged suction and a free delivery outlet with water at 20°C, and vary according to the construction material.

Dimensions

A (mm)	265
B (mm)	175
C (mm)	245
Weight kg	7
MAX Temperature	95°C





AIR-OPERATED DOUBLE DIAPHRAGM PUMPS



Meclube Model A170

Made in ALUMINIUM

compression ratio: 1:1

max flow-rate: 170 l/min

fluid connections: 1" BSP

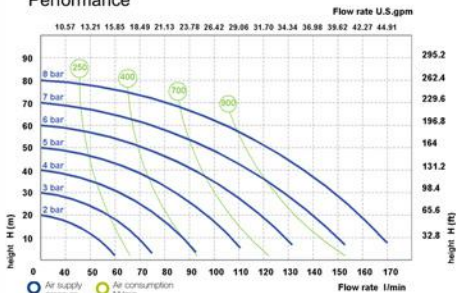
EX II 3/3 GD c IIB T 135°C ATEX zone 2

ARTICLE	CASING	DIAPHRAGM	BALLS	GASKET	FLUIDS
028-A170-AB1	ALUMINIUM	NBR	SS AISI 316	NBR	OIL - EXHAUSTED OIL - DIESEL FUEL
028-A170-AB2	ALUMINIUM	HYTREL+PTFE	PTFE	VITON	WATER - ANTI-FREEZE - WINDSCREEN - AdBlue
028-A170-AB3	ALUMINIUM	HYTREL+PTFE	PTFE	PTFE	HYDROCARBONS - VINYL GLUE - SOLVENTS
028-A170-AB4	ALUMINIUM	SANTOPRENE	EPDM	EPDM	ABRASIVE LIQUID - ALKALINE / BASIC SEE THE ATTACHED LIST

Technical data

Fluid connections:	1" BSP
Air connection:	1/2" BSP
Max flow-rate:	170 l/min
Max air pressure:	8 bar
Max delivery height:	80 m
Max suction Lift Dry:	6,0 m
Max Suction Lift Wet:	9,8 m
Max Solid passing:	7,5 mm
Noise level:	75 dB
Displacement per cycle:	330 cm ³
Max viscosity:	35000 cps

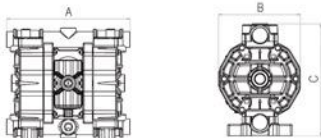
Performance



The curves and performance values refer to pumps with submerged suction and a free delivery outlet with water at 20°C, and vary according to the construction material.

Dimensions

A (mm)	370
B (mm)	222
C (mm)	364
Weight kg	16
MAX Temperature	95°C





AIR-OPERATED DOUBLE DIAPHRAGM PUMPS



Meclube Model A250

Made in ALUMINIUM

compression ratio: 1:1

max flow-rate: 250 l/min

fluid connections: 1" 1/4 BSP

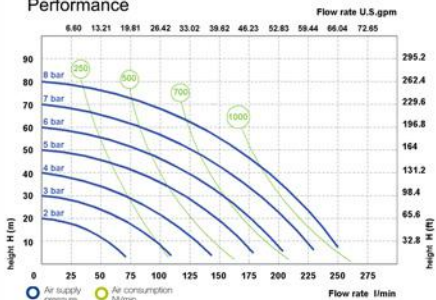
EX II 3/3 GD c IIB T 135°C ATEX zone 2

ARTICLE	CASING	DIAPHRAGM	BALLS	GASKET	FLUIDS
028-A250-AB1	ALUMINIUM	NBR	SS AISI 316	NBR	OIL - EXHAUSTED OIL - DIESEL FUEL
028-A250-AB2	ALUMINIUM	HYTREL+PTFE	PTFE	VITON	WATER - ANTI-FREEZE - WINDSCREEN - AdBlue
028-A250-AB3	ALUMINIUM	HYTREL+PTFE	PTFE	PTFE	HYDROCARBONS - VINYL GLUE - SOLVENTS
028-A250-AB4	ALUMINIUM	SANTOPRENE	EPDM	EPDM	ABRASIVE LIQUID - ALKALINE / BASIC SEE THE ATTACHED LIST

Technical data

Fluid connections:	1"1/4 BSP
Air connection:	1/2 BSP
Max flow-rate:	250 l/min
Max air pressure:	8 bar
Max delivery height:	80 m
Max suction Lift Dry:	6,0 m
Max Suction Lift Wet:	9,8 m
Max Solid passing:	7,5 mm
Noise level:	75 dB
Displacement per cycle:	330 cm ³
Max viscosity:	35000 cps

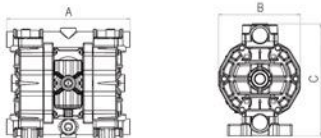
Performance



The curves and performance values refer to pumps with submerged suction and a free delivery outlet with water at 20°C, and vary according to the construction material.

Dimensions

A (mm)	370
B (mm)	222
C (mm)	364
Weight kg	16
MAX Temperature	95°C





Meclube Model A550

Made in ALUMINIUM

compression ratio: 1:1

max flow-rate: 550 l/min

fluid connections: 1" 1/2 BSP

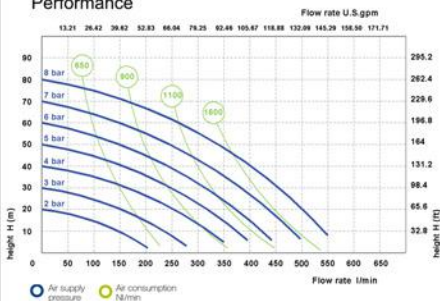
 EX II 3/3 GD c IIB T 135°C ATEX zone 2

ARTICLE	CASING	DIAPHRAGM	BALLS	GASKET	FLUIDS
028-A550-AB1	ALUMINIUM	NBR	SS AISI 316	NBR	OIL - EXHAUSTED OIL - DIESEL FUEL
028-A550-AB2	ALUMINIUM	HYTREL+PTFE	PTFE	VITON	WATER - ANTI-FREEZE - WINDSCREEN - AdBlue
028-A550-AB3	ALUMINIUM	HYTREL+PTFE	PTFE	PTFE	HYDROCARBONS - VINYL GLUE - SOLVENTS
028-A550-AB4	ALUMINIUM	SANTOPRENE	EPDM	EPDM	ABRASIVE LIQUID - ALKALINE / BASIC SEE THE ATTACHED LIST

Technical data

Fluid connections:	1" 1/2 BSP
Air connection:	3/4" BSP
Max flow-rate:	550 l/min
Max air pressure:	8 bar
Max delivery height:	80 m
Max suction Lift Dry:	5,0 m
Max Suction Lift Wet:	9,8 m
Max Solid passing:	8,5 mm
Noise level:	78 dB
Displacement per cycle:	1250 cm ³
Max viscosity:	50000 cps

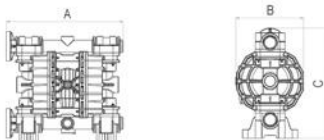
Performance



The curves and performance values refer to pumps with submerged suction and a free delivery outlet with water at 20°C, and vary according to the construction material.

Dimensions

A (mm)	595
B (mm)	345
C (mm)	560
Weight kg	36
MAX Temperature	95°C





AIR-OPERATED DOUBLE DIAPHRAGM PUMPS



Meclube Model A700

Made in ALUMINIUM

compression ratio: 1:1

max flow-rate: 700 l/min

fluid connections: 2" BSP

EX II 3/3 GD c IIB T 135°C ATEX zone 2

ARTICLE	CASING	DIAPHRAGM	BALLS	GASKET	FLUIDS
028-A700-AB1	ALUMINIUM	NBR	SS AISI 316	NBR	OIL - EXHAUSTED OIL - DIESEL FUEL
028-A700-AB2	ALUMINIUM	HYTREL+PTFE	PTFE	VITON	WATER - ANTI-FREEZE - WINDSCREEN - AdBlue
028-A700-AB3	ALUMINIUM	HYTREL+PTFE	PTFE	PTFE	HYDROCARBONS - VINYL GLUE - SOLVENTS
028-A700-AB4	ALUMINIUM	SANTOPRENE	EPDM	EPDM	ABRASIVE LIQUID - ALKALINE / BASIC SEE THE ATTACHED LIST

Technical data

Fluid connections:	2" BSP
Air connection:	3/4" BSP
Max flow-rate:	700 l/min
Max air pressure:	8 bar
Max delivery height:	80 m
Max suction Lift Dry:	5,0 m
Max Suction Lift Wet:	9,8 m
Max Solid passing:	8,5 mm
Noise level:	78 dB
Displacement per cycle:	1250 cm ³
Max viscosity:	50000 cps

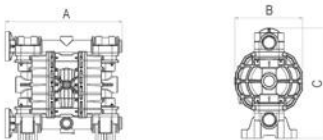
Performance



The curves and performance values refer to pumps with submerged suction and a free delivery outlet with water at 20°C, and vary according to the construction material.

Dimensions

A (mm)	595
B (mm)	345
C (mm)	560
Weight kg	36
MAX Temperature	95°C





AIR-OPERATED DOUBLE DIAPHRAGM PUMPS



Meclube Model SS20

Made in STAINLESS STEEL AISI 316

compression ratio: 1:1

max flow-rate: 20 l/min

fluid connections: 3/8" BSP

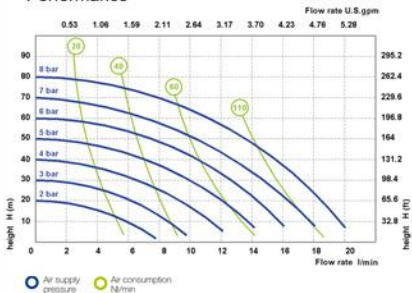
EX II 3/3 GD c IIB T 135°C ATEX zone 2

ARTICLE	CASING	DIAPHRAGM	BALLS	GASKET	FLUIDS
028-S020-AB1	SS AISI 316	NBR+PTFE	SS AISI 316	NBR	OIL - EXHAUSTED OIL - DIESEL FUEL
028-S020-AB2	SS AISI 316	NBR+PTFE	PTFE	VITON	WATER - ANTI-FREEZE - WINDSCREEN - AdBlue
028-S020-AB3	SS AISI 316	NBR+PTFE	PTFE	PTFE	CHEMICAL PRODUCTS - CAUSTIC SODA SEE THE ATTACHED LIST

Technical data

Fluid connections:	3/8" BSP
Air connection:	6mm
Max flow-rate:	20 l/min
Max air pressure:	8 bar
Max delivery height:	80 m
Max suction Lift Dry:	6,0 m
Max Suction Lift Wet:	9,8 m
Max Solid passing:	3 mm
Noise level:	65 dB
Displacement per cycle:	30 cm ³
Max viscosity:	12000 cps

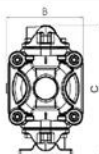
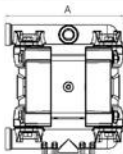
Performance



The curves and performance values refer to pumps with submerged suction and a free delivery outlet with water at 20°C, and vary according to the construction material.

Dimensions

A (mm)	148
B (mm)	92
C (mm)	153
Weight kg	2,1
MAX Temperature	95°C





Meclube Model SS35
 Made in STAINLESS STEEL AISI 316
 compression ratio: 1:1
 max flow-rate: 35 l/min
 fluid connections: 1/2" BSP

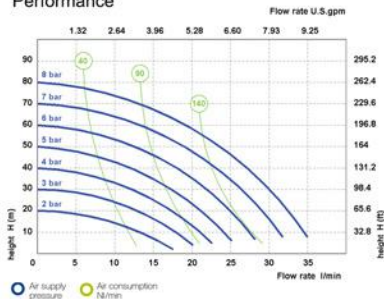
EX II 3/3 GD c IIB T 135°C ATEX zone 2

ARTICLE	CASING	DIAPHRAGM	BALLS	GASKET	FLUIDS
028-S035-AB1	SS AISI 316	HYTREL+PTFE	SS AISI 316	NBR	OIL - EXHAUSTED OIL - DIESEL FUEL
028-S035-AB2	SS AISI 316	HYTREL+PTFE	PTFE	VITON	WATER - ANTI-FREEZE - WINDSCREEN - AdBlue
028-S035-AB3	SS AISI 316	HYTREL+PTFE	PTFE	PTFE	CHEMICAL PRODUCTS - CAUSTIC SODA
028-S035-AB4	SS AISI 316	HYTREL+PTFE	EPDM	EPDM	ABRASIVE LIQUID - ALKALINE / BASIC SEE THE ATTACHED LIST

Technical data

Fluid connections:	1/2" BSP
Air connection:	6mm
Max flow-rate:	35 l/min
Max air pressure:	8 bar
Max delivery height:	80 m
Max suction Lift Dry:	5,0 m
Max Suction Lift Wet:	9,8 m
Max Solid passing:	3,5 mm
Noise level:	65 dB
Displacement per cycle:	50 cm ³
Max viscosity:	15000 cps

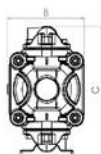
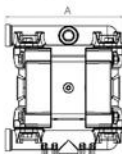
Performance



The curves and performance values refer to pumps with submerged suction and a free delivery outlet with water at 20°C, and vary according to the construction material.

Dimensions

A (mm)	182
B (mm)	104
C (mm)	190
Weight kg	2,4
MAX Temperature	95°C





Meclube Model SS55

Made in STAINLESS STEEL AISI 316

compression ratio: 1:1

max flow-rate: 55 l/min

fluid connections: 1/2" BSP

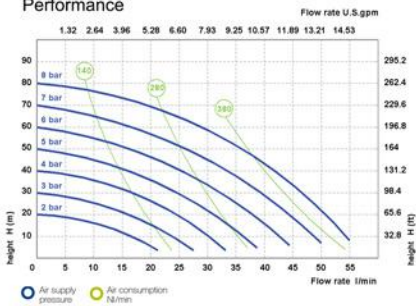
EX II 3/3 GD c IIB T 135°C ATEX zone 2

ARTICLE	CASING	DIAPHRAGM	BALLS	GASKET	FLUIDS
028-S055-AB1	SS AISI 316	HYTREL+PTFE	SS AISI 316	NBR	OIL - EXHAUSTED OIL - DIESEL FUEL
028-S055-AB2	SS AISI 316	HYTREL+PTFE	PTFE	VITON	WATER - ANTI-FREEZE - WINDSCREEN - AdBlue
028-S055-AB3	SS AISI 316	HYTREL+PTFE	PTFE	PTFE	CHEMICAL PRODUCTS - CAUSTIC SODA
028-S055-AB4	SS AISI 316	HYTREL+PTFE	EPDM	EPDM	ABRASIVE LIQUID - ALKALINE / BASIC SEE THE ATTACHED LIST

Technical data

Fluid connections:	1/2" BSP
Air connection:	1/4" BSP
Max flow-rate:	55 l/min
Max air pressure:	8 bar
Max delivery height:	80 m
Max suction Lift Dry:	6,0 m
Max Suction Lift Wet:	9,8 m
Max Solid passing:	3,5 mm
Noise level:	68 dB
Displacement per cycle:	85 cm ³
Max viscosity:	20000 cps

Performance



Dimensions

A (mm)	225
B (mm)	156
C (mm)	230
Weight kg	6
MAX Temperature	95°C





AIR-OPERATED DOUBLE DIAPHRAGM PUMPS



Meclube Model SS110
 Made in STAINLESS STEEL AISI 316
 compression ratio: 1:1
 max flow-rate: 110 l/min
 fluid connections: 3/4" BSP

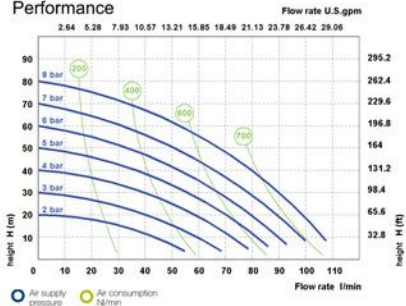
EX II 3/3 GD c IIB T 135°C ATEX zone 2

ARTICLE	CASING	DIAPHRAGM	BALLS	GASKET	FLUIDS
028-S110-AB1	SS AISI 316	HYTREL+PTFE	SS AISI 316	NBR	OIL - EXHAUSTED OIL - DIESEL FUEL
028-S110-AB2	SS AISI 316	HYTREL+PTFE	PTFE	VITON	WATER - ANTI-FREEZE - WINDSCREEN - AdBlue
028-S110-AB3	SS AISI 316	HYTREL+PTFE	PTFE	PTFE	CHEMICAL PRODUCTS - CAUSTIC SODA
028-S110-AB4	SS AISI 316	HYTREL+PTFE	EPDM	EPDM	ABRASIVE LIQUID - ALKALINE / BASIC SEE THE ATTACHED LIST

Technical data

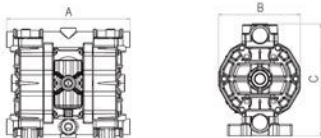
Fluid connections: 3/4" BSP
 Air connection: 3/8" BSP
 Max flow-rate: 110 l/min
 Max air pressure: 8 bar
 Max delivery height: 80 m
 Max suction Lift Dry: 6,0 m
 Max Suction Lift Wet: 9,8 m
 Max Solid passing: 3,5 mm
 Noise level: 72 dB
 Displacement per cycle: 100 cm³
 Max viscosity: 25000 cps

Performance



Dimensions

A (mm)	250
B (mm)	175
C (mm)	250
Weight kg	9
MAX Temperature	95°C





AIR-OPERATED DOUBLE DIAPHRAGM PUMPS



Meclube Model SS170

Made in STAINLESS STEEL AISI 316

compression ratio: 1:1

max flow-rate: 170 l/min

fluid connections: 1" BSP

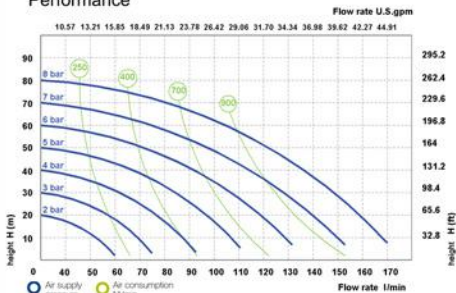
EX II 3/3 GD c IIB T 135°C ATEX zone 2

ARTICLE	CASING	DIAPHRAGM	BALLS	GASKET	FLUIDS
028-S170-AB1	SS AISI 316	HYTREL+PTFE	SS AISI 316	NBR	OIL - EXHAUSTED OIL - DIESEL FUEL
028-S170-AB2	SS AISI 316	HYTREL+PTFE	PTFE	VITON	WATER - ANTI-FREEZE - WINDSCREEN - AdBlue
028-S170-AB3	SS AISI 316	HYTREL+PTFE	PTFE	PTFE	CHEMICAL PRODUCTS - CAUSTIC SODA
028-S170-AB4	SS AISI 316	HYTREL+PTFE	EPDM	EPDM	ABRASIVE LIQUID - ALKALINE / BASIC SEE THE ATTACHED LIST

Technical data

Fluid connections:	1" BSP
Air connection:	1/2" BSP
Max flow-rate:	170 l/min
Max air pressure:	8 bar
Max delivery height:	80 m
Max suction Lift Dry:	6,0 m
Max Suction Lift Wet:	9,8 m
Max Solid passing:	7,5 mm
Noise level:	75 dB
Displacement per cycle:	330 cm ³
Max viscosity:	35000 cps

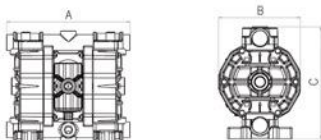
Performance



The curves and performance values refer to pumps with submerged suction and a free delivery outlet with water at 20°C, and vary according to the construction material.

Dimensions

A (mm)	360
B (mm)	222
C (mm)	346
Weight kg	20
MAX Temperature	95°C





AIR-OPERATED DOUBLE DIAPHRAGM PUMPS



Meclube Model SS250

Made in STAINLESS STEEL AISI 316

compression ratio: 1:1

max flow-rate: 250 l/min

fluid connections: 1" 1/4 BSP

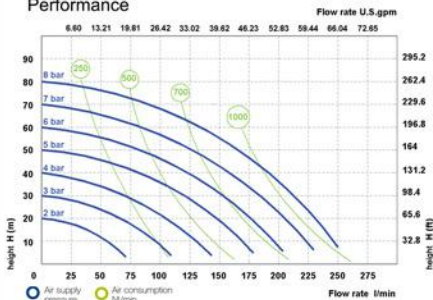
EX II 3/3 GD c IIB T 135°C ATEX zone 2

ARTICLE	CASING	DIAPHRAGM	BALLS	GASKET	FLUIDS
028-S250-AB1	SS AISI 316	HYTREL+PTFE	SS AISI 316	NBR	OIL - EXHAUSTED OIL - DIESEL FUEL
028-S250-AB2	SS AISI 316	HYTREL+PTFE	PTFE	VITON	WATER - ANTI-FREEZE - WINDSCREEN - AdBlue
028-S250-AB3	SS AISI 316	HYTREL+PTFE	PTFE	PTFE	CHEMICAL PRODUCTS - CAUSTIC SODA
028-S250-AB4	SS AISI 316	HYTREL+PTFE	EPDM	EPDM	ABRASIVE LIQUID - ALKALINE / BASIC SEE THE ATTACHED LIST

Technical data

Fluid connections:	1"1/4 BSP
Air connection:	1/2 BSP
Max flow-rate:	250 l/min
Max air pressure:	8 bar
Max delivery height:	80 m
Max suction Lift Dry:	6,0 m
Max Suction Lift Wet:	9,8 m
Max Solid passing:	7,5 mm
Noise level:	75 dB
Displacement per cycle:	330 cm ³
Max viscosity:	35000 cps

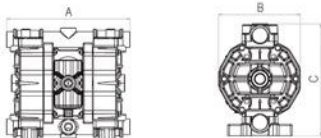
Performance



The curves and performance values refer to pumps with submerged suction and a free delivery outlet with water at 20°C, and vary according to the construction material.

Dimensions

A (mm)	360
B (mm)	222
C (mm)	346
Weight kg	20
MAX Temperature	95°C





Meclube Model SS550
 Made in STAINLESS STEEL AISI 316
 compression ratio: 1:1
 max flow-rate: 550 l/min
 fluid connections: Tri-Clamp 2"

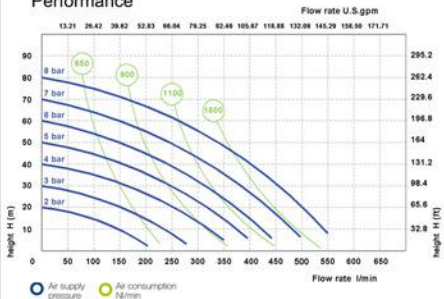
 EX II 3/3 GD c IIB T 135°C ATEX zone 2

ARTICLE	CASING	DIAPHRAGM	BALLS	GASKET	FLUIDS
028-S550-EF1	SS AISI 316	HYTREL+PTFE	SS AISI 316	NBR	OIL - EXHAUSTED OIL - DIESEL FUEL
028-S550-EF2	SS AISI 316	HYTREL+PTFE	PTFE	VITON	WATER - ANTI-FREEZE - WINDSCREEN - AdBlue
028-S550-EF3	SS AISI 316	HYTREL+PTFE	PTFE	PTFE	CHEMICAL PRODUCTS - CAUSTIC SODA
028-S550-EF4	SS AISI 316	HYTREL+PTFE	EPDM	EPDM	ABRASIVE LIQUID - ALKALINE / BASIC SEE THE ATTACHED LIST

Technical data

Fluid connections:	Tri-Clamp 2"
Air connection:	3/4" BSP
Max flow-rate:	550 l/min
Max air pressure:	8 bar
Max delivery height:	80 m
Max suction Lift Dry:	5,0 m
Max Suction Lift Wet:	9,8 m
Max Solid passing:	8,5 mm
Noise level:	78 dB
Displacement per cycle:	1250 cm ³
Max viscosity:	50000 cps

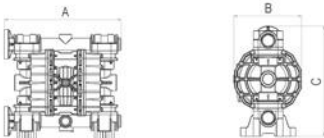
Performance



The curves and performance values refer to pumps with submerged suction and a free delivery outlet with water at 20°C, and vary according to the construction material.

Dimensions

A (mm)	582
B (mm)	345
C (mm)	570
Weight kg	60
MAX Temperature	95°C





Meclube Model SS700

Made in STAINLESS STEEL AISI 316

compression ratio: 1:1

max flow-rate: 700 l/min

fluid connections: Tri-Clamp 2"1/2

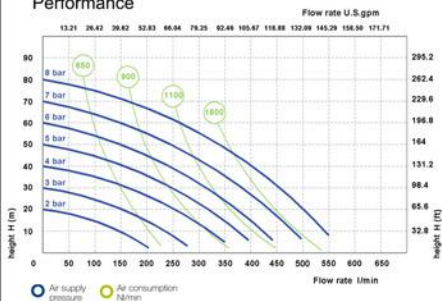
 EX II 3/3 GD c IIB T 135°C ATEX zone 2

ARTICLE	CASING	DIAPHRAGM	BALLS	GASKET	FLUIDS
028-S700-EF1	SS AISI 316	HYTREL+PTFE	SS AISI 316	NBR	OIL - EXHAUSTED OIL - DIESEL FUEL
028-S700-EF2	SS AISI 316	HYTREL+PTFE	PTFE	VITON	WATER - ANTI-FREEZE - WINDSCREEN - AdBlue
028-S700-EF3	SS AISI 316	HYTREL+PTFE	PTFE	PTFE	CHEMICAL PRODUCTS - CAUSTIC SODA
028-S700-EF4	SS AISI 316	HYTREL+PTFE	EPDM	EPDM	ABRASIVE LIQUID - ALKALINE / BASIC SEE THE ATTACHED LIST

Technical data

Fluid connections:	Tri-Clamp 2"1/2
Air connection:	3/4" BSP
Max flow-rate:	700 l/min
Max air pressure:	8 bar
Max delivery height:	80 m
Max suction Lift Dry:	5,0 m
Max Suction Lift Wet:	9,8 m
Max Solid passing:	8,5 mm
Noise level:	78 dB
Displacement per cycle:	1250 cm ³
Max viscosity:	50000 cps

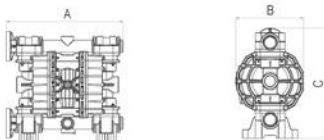
Performance



The curves and performance values refer to pumps with submerged suction and a free delivery outlet with water at 20°C, and vary according to the construction material.

Dimensions

A (mm)	487
B (mm)	345
C (mm)	599
Weight kg	46
MAX Temperature	95°C



Air-operated double diaphragm pumps
realized in SS AISI 316 ELECTRO-POLISHED
Flow-rate from 20 lts/min to 700lts/min
Connection from 3/8" to 2"



 EX II 3/3 GD c IIB T 135°C ATEX zone 2

 EX II 2/2 GD c IIB T 135°C ATEX zone 1



AIR-OPERATED DOUBLE DIAPHRAGM PUMPS



Meclube Model FOOD SS20

Made in SS AISI 316 electro-polished
 compression ratio: 1:1
 max flow-rate: 20 l/min
 fluid connections: Tri-Clamp 1/2"

EX II 3/3 GD c IIB T 135°C ATEX zone 2

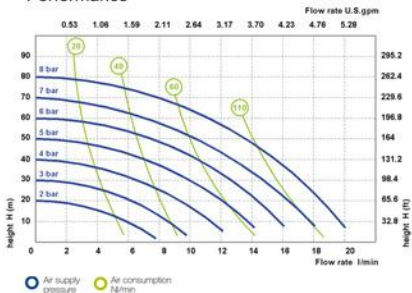


ARTICLE	CASING	DIAPHRAGM	BALLS	GASKET	FLUIDS
028-F020-AB1	SS AISI 316 E-P	NBR+PTFE	SS AISI 316	PTFE	FOOD AND DRINK PRODUCTS
028-F020-AB2	SS AISI 316 E-P	NBR+PTFE	PTFE	PTFE	FOOD AND DRINK PRODUCTS

Technical data

Fluid connections: Tri-Clamp 1/2"
 Air connection: 6mm
 Max flow-rate: 20 l/min
 Max air pressure: 8 bar
 Max delivery height: 80 m
 Max suction Lift Dry: 6,0 m
 Max Suction Lift Wet: 9,8 m
 Max Solid passing: 3 mm
 Noise level: 65 dB
 Displacement per cycle: 30 cm³
 Max viscosity: 12000 cps

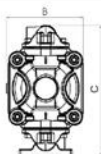
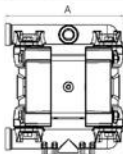
Performance



The curves and performance values refer to pumps with submerged suction and a free delivery outlet with water at 20°C, and vary according to the construction material.

Dimensions

A (mm)	148
B (mm)	92
C (mm)	153
Weight kg	2,1
MAX Temperature	95°C





Meclube Model FOOD SS35

Made in SS AISI 316 electro-polished

compression ratio: 1:1

max flow-rate: 35 l/min

fluid connections: Tri-Clamp1"

EX II 3/3 GD c IIB T 135°C ATEX zone 2

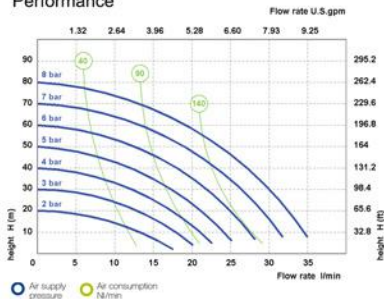
FDA
compliant

ARTICLE	CASING	DIAPHRAGM	BALLS	GASKET	FLUIDS
028-F035-AB1	SS AISI 316 E-P	HYTREL+PTFE	SS AISI 316	PTFE	FOOD AND DRINK PRODUCTS
028-F035-AB2	SS AISI 316 E-P	HYTREL+PTFE	PTFE	PTFE	FOOD AND DRINK PRODUCTS

Technical data

Fluid connections:	Tri-Clamp 1"
Air connection:	6mm
Max flow-rate:	35 l/min
Max air pressure:	8 bar
Max delivery height:	80 m
Max suction Lift Dry:	5,0 m
Max Suction Lift Wet:	9,8 m
Max Solid passing:	3,5 mm
Noise level:	65 dB
Displacement per cycle:	50 cm ³
Max viscosity:	15000 cps

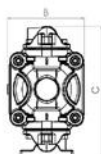
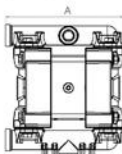
Performance



The curves and performance values refer to pumps with submerged suction and a free delivery outlet with water at 20°C, and vary according to the construction material.

Dimensions

A (mm)	182
B (mm)	104
C (mm)	190
Weight kg	2,4
MAX Temperature	95°C





AIR-OPERATED DOUBLE DIAPHRAGM PUMPS



Meclube Model FOOD SS55

Made in STAINLESS STEEL AISI 316

compression ratio: 1:1

max flow-rate: 55 l/min

fluid connections: Tri-Clamp1"

EX II 3/3 GD c IIB T 135°C ATEX zone 2

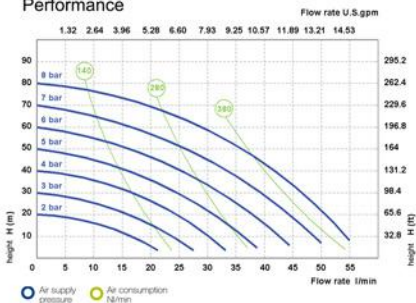


ARTICLE	CASING	DIAPHRAGM	BALLS	GASKET	FLUIDS
028-F055-AB1	SS AISI 316 E-P	HYTREL+PTFE	SS AISI 316	PTFE	FOOD AND DRINK PRODUCTS
028-F055-AB2	SS AISI 316 E-P	HYTREL+PTFE	PTFE	PTFE	FOOD AND DRINK PRODUCTS

Technical data

Fluid connections:	Tri-Clamp1"
Air connection:	1/4" BSP
Max flow-rate:	55 l/min
Max air pressure:	8 bar
Max delivery height:	80 m
Max suction Lift Dry:	6,0 m
Max Suction Lift Wet:	9,8 m
Max Solid passing:	3,5 mm
Noise level:	68 dB
Displacement per cycle:	85 cm ³
Max viscosity:	20000 cps

Performance



The curves and performance values refer to pumps with submerged suction and a free delivery outlet with water at 20°C, and vary according to the construction material.

Dimensions

A (mm)	225
B (mm)	156
C (mm)	230
Weight kg	6
MAX Temperature	95°C





Meclube Model FOOD SS110

Made in SS AISI 316 electro-polished
 compression ratio: 1:1
 max flow-rate: 110 l/min
 fluid connections: Tri-Clamp 1"

EX II 3/3 GD c IIB T 135°C ATEX zone 2

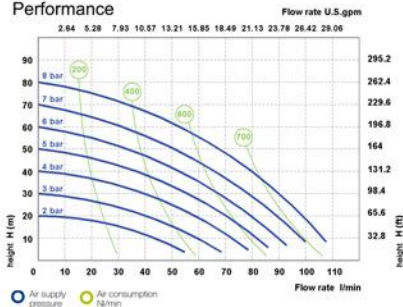
FDA
compliant

ARTICLE	CASING	DIAPHRAGM	BALLS	GASKET	FLUIDS
028-F110-AB1	SS AISI 316 E-P	HYTREL+PTFE	SS AISI 316	PTFE	FOOD AND DRINK PRODUCTS
028-F110-AB2	SS AISI 316 E-P	HYTREL+PTFE	PTFE	PTFE	FOOD AND DRINK PRODUCTS

Technical data

Fluid connections:	Tri-Clamp 1"
Air connection:	3/8" BSP
Max flow-rate:	110 l/min
Max air pressure:	8 bar
Max delivery height:	80 m
Max suction Lift Dry:	6,0 m
Max Suction Lift Wet:	9,8 m
Max Solid passing:	3,5 mm
Noise level:	72 dB
Displacement per cycle:	100 cm ³
Max viscosity:	25000 cps

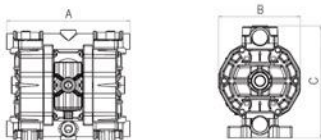
Performance



The curves and performance values refer to pumps with submerged suction and a free delivery outlet with water at 20°C, and vary according to the construction material.

Dimensions

A (mm)	250
B (mm)	175
C (mm)	250
Weight kg	9
MAX Temperature	95°C





Meclube Model FOOD SS170

Made in SS AISI 316 electro-polished

compression ratio: 1:1

max flow-rate: 170 l/min

fluid connections: Tri-Clamp 1"1/2

EX II 3/3 GD c IIB T 135°C ATEX zone 2

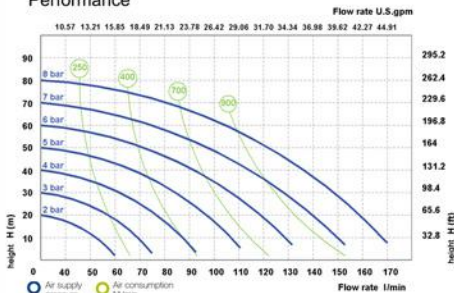
FDA
compliant

ARTICLE	CASING	DIAPHRAGM	BALLS	GASKET	FLUIDS
028-F170-AB1	SS AISI 316 E-P	HYTREL+PTFE	SS AISI 316	PTFE	FOOD AND DRINK PRODUCTS
028-F170-AB2	SS AISI 316 E-P	HYTREL+PTFE	PTFE	PTFE	FOOD AND DRINK PRODUCTS

Technical data

Fluid connections:	Tri-Clamp1"1/2
Air connection:	1/2" BSP
Max flow-rate:	170 l/min
Max air pressure:	8 bar
Max delivery height:	80 m
Max suction Lift Dry:	6,0 m
Max Suction Lift Wet:	9,8 m
Max Solid passing:	7,5 mm
Noise level:	75 dB
Displacement per cycle:	330 cm ³
Max viscosity:	35000 cps

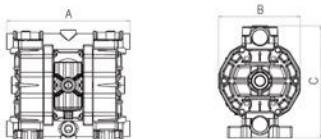
Performance



The curves and performance values refer to pumps with submerged suction and a free delivery outlet with water at 20°C, and vary according to the construction material.

Dimensions

A (mm)	360
B (mm)	222
C (mm)	346
Weight kg	20
MAX Temperature	95°C





Meclube Model FOOD SS550

Made in SS AISI 316 electro-polished
 compression ratio: 1:1
 max flow-rate: 550 l/min
 fluid connections: Tri-Clamp 2"

FDA
 compliant

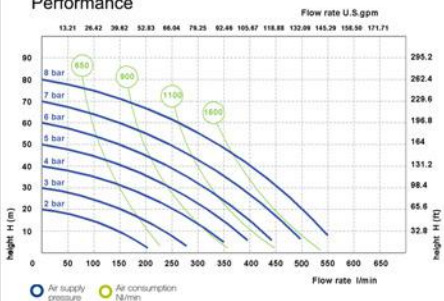
EX II 3/3 GD c IIB T 135°C ATEX zone 2

ARTICLE	CASING	DIAPHRAGM	BALLS	GASKET	FLUIDS
028-F550-EF1	SS AISI 316 E-P	HYTREL+PTFE	SS AISI 316	PTFE	FOOD AND DRINK PRODUCTS
028-F550-EF2	SS AISI 316 E-P	HYTREL+PTFE	PTFE	PTFE	FOOD AND DRINK PRODUCTS

Technical data

Fluid connections: Tri-Clamp 2"
 Air connection: 3/4" BSP
 Max flow-rate: 550 l/min
 Max air pressure: 8 bar
 Max delivery height: 80 m
 Max suction Lift Dry: 5,0 m
 Max Suction Lift Wet: 9,8 m
 Max Solid passing: 8,5 mm
 Noise level: 78 dB
 Displacement per cycle: 1250 cm³
 Max viscosity: 50000 cps

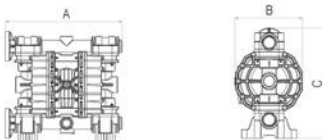
Performance



The curves and performance values refer to pumps with submerged suction and a free delivery outlet with water at 20°C, and vary according to the construction material.

Dimensions

A (mm)	582
B (mm)	345
C (mm)	570
Weight kg	60
MAX Temperature	95°C





AIR-OPERATED DOUBLE DIAPHRAGM PUMPS



Meclube Model FOOD SS700

Made in SS AISI 316 electro-polished

compression ratio: 1:1

max flow-rate: 700 l/min

fluid connections: Tri-Clamp 2"1/2



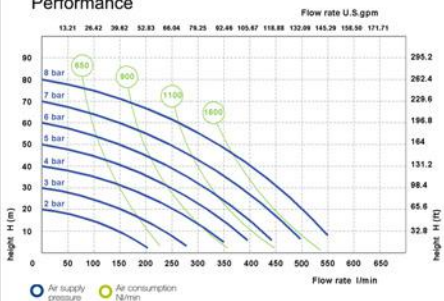
EX II 3/3 GD c IIB T 135°C ATEX zone 2

ARTICLE	CASING	DIAPHRAGM	BALLS	GASKET	FLUIDS
028-F700-EF1	SS AISI 316 E-P	HYTREL+PTFE	SS AISI 316	PTFE	FOOD AND DRINK PRODUCTS
028-F700-EF2	SS AISI 316 E-P	HYTREL+PTFE	PTFE	PTFE	FOOD AND DRINK PRODUCTS

Technical data

Fluid connections:	Tri-Clamp 2"1/2
Air connection:	3/4" BSP
Max flow-rate:	700 l/min
Max air pressure:	8 bar
Max delivery height:	80 m
Max suction Lift Dry:	5,0 m
Max Suction Lift Wet:	9,8 m
Max Solid passing:	8,5 mm
Noise level:	78 dB
Displacement per cycle:	1250 cm ³
Max viscosity:	50000 cps

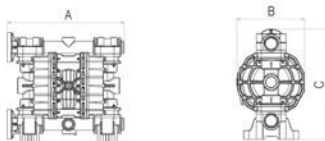
Performance



The curves and performance values refer to pumps with submerged suction and a free delivery outlet with water at 20°C, and vary according to the construction material.

Dimensions

A (mm)	487
B (mm)	345
C (mm)	599
Weight kg	46
MAX Temperature	95°C




The active pulsation dampener is the most efficient way to remove pressure variations on the discharge of the pump. Meclube pulsation dampener works actively with compressed air and a diaphragm, automatically setting the correct pressure to minimize the pulsations. Pulsation dampeners require minimum maintenance and are, subject to the requirements of the application, available in the same housing and diaphragm materials as the pump.

Application

- Metering/ Injection/Dosing
- Equalizes discharge pressure spikes, increasing accuracy
- Filter Press/Inline Filters
- Increases filter efficiency and life by providing a smooth flow
- Spraying
- Smooth, consistent spray pattern.
- Filling
- Eliminates inconsistent filling and splashing.
- Transfer
- Eliminates harmful water hammer, preventing pipe and valve damage.



Significant Pulsation Reduction with an average 70% - 80% pulsation reduction in high back pressure applications.



How it works

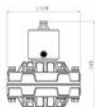
The pulsating flow of the discharge forces the diaphragm upwards where it is cushioned by the air in the chamber.

The flexing of the diaphragm absorbs the pulsation giving a smooth flow.





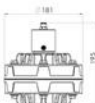
PNEUMATIC AUTOMATIC PULSATION DAMPENERS



Model DAMP 35

max flow-rate: 35 l/min
fluid connections: 3/4" BSP

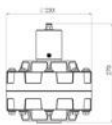
ARTICLE	CASING	FLUID CONNECTION	AIR CONNECTION	MAX AIR PRESSURE	MAX FLOW-RATE
A28-0035-001	POLYPROPYLENE	3/4" BSP	6 mm	8 bar	35 l/min
A28-0035-002	PvDF	3/4" BSP	6 mm	8 bar	35 l/min
A28-0035-003	POMc	3/4" BSP	6 mm	8 bar	35 l/min
A28-0035-004	SS AISI 316	3/4" BSP	6 mm	8 bar	35 l/min



Model DAMP 110

max flow-rate: 110 l/min
fluid connections: 1" BSP

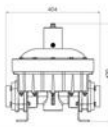
ARTICLE	CASING	FLUID CONNECTION	AIR CONNECTION	MAX AIR PRESSURE	MAX FLOW-RATE
A28-0110-001	POLYPROPYLENE	1" BSP	8 mm	8 bar	110 l/min
A28-0110-002	PvDF	1" BSP	8 mm	8 bar	110 l/min
A28-0110-003	POMc	1" BSP	8 mm	8 bar	110 l/min
A28-0110-004	SS AISI 316	1" BSP	8 mm	8 bar	110 l/min



Model DAMP 250

max flow-rate: 250 l/min
fluid connections: 1" 1/2 BSP

ARTICLE	CASING	FLUID CONNECTION	AIR CONNECTION	MAX AIR PRESSURE	MAX FLOW-RATE
A28-0250-001	POLYPROPYLENE	1" 1/2 BSP	10 mm	8 bar	250 l/min
A28-0250-002	PvDF	1" 1/2 BSP	10 mm	8 bar	250 l/min
A28-0250-003	POMc	1" 1/2 BSP	10 mm	8 bar	250 l/min
A28-0250-004	SS AISI 316	1" 1/2 BSP	10 mm	8 bar	250 l/min



Model DAMP 1000

max flow-rate: 1000 l/min
fluid connections: 2" BSP

ARTICLE	CASING	FLUID CONNECTION	AIR CONNECTION	MAX AIR PRESSURE	MAX FLOW-RATE
A28-1000-001	POLYPROPYLENE	2" BSP	12 mm	8 bar	1000 l/min
A28-1000-002	PvDF	2" BSP	12 mm	8 bar	1000 l/min
A28-1000-003	ALLUMINIUM	2" BSP	12 mm	8 bar	1000 l/min
A28-1000-004	SS AISI 316	2" BSP	12 mm	8 bar	1000 l/min



014-1045-000



014-1045-B00

Art. 014-1045-000

Pressure regulator with gauge

Inlet - outlet connection F 1/4"

Necessary when the air-operated plant doesn't include it

Art. 014-1045-B00

Pressure regulator with gauge

Inlet - outlet connection F 1/2"



014-1046-000



014-1046-B00

Art. 014-1046-000

Pressure regulator with filter and gauge

Inlet - outlet connection F 1/4"

It avoids condensation suitable when the use of the pump is continuative

Art. 014-1046-B00

Pressure regulator with filter and gauge

Inlet - outlet connection F 1/2"



014-1047-000



014-1047-B00

Art. 014-1047-000

Air lubricator Inlet - outlet connection F 1/4"

It sprays the lubricant optimising the efficiency and the life of the pump

Art. 014-1047-B00

Air lubricator Inlet - outlet connection F 1/2"



014-1048-000



014-1048-B00

Art. 014-1048-000

Pressure regulator with filter, lubricator and gauge

Inlet - outlet connection F 1/4"

Automatic outlet of condensation. It optimizes the working and life of pumps. When the pump is regularly used, it fully prevents the seizing-up of the moving part

Art. 014-1048-B00

Pressure regulator with filter, lubricator and gauge

Inlet - outlet connection F 1/2"

Automatic outlet of condensation

In order to optimize the efficiency and the life time of your air-operated equipment we recommend to use condensate and particle free air at the correct pressure and lubricated.



FLANGE CONNECTION KIT

Adapt a pump from BSP type connection to flanges with this kit.

ARTICLE	CASING	FLUID CONNECTION	PUMPS MODEL
A28-0016-001	POLYPROPYLENE	DN 16 - 1/2"	P20
A28-0016-002	PVDF	DN 16 - 1/2"	PVDF20
A28-0016-003	ALUMINIUM	DN 16 - 1/2"	A20
A28-0016-004	SS AISI 316	DN 16 - 1/2"	SS20

ARTICLE	CASING	FLUID CONNECTION	PUMPS MODEL
A28-0025-001	POLYPROPYLENE	DN 25 - 1"	P55 - P110
A28-0025-002	PVDF	DN 25 - 1"	PVDF55 - PVDF110
A28-0025-003	ALUMINIUM	DN 25 - 1"	A55 - A110
A28-0025-004	SS AISI 316	DN 25 - 1"	SS55 - SS110

ARTICLE	CASING	FLUID CONNECTION	PUMPS MODEL
A28-0032-001	POLYPROPYLENE	DN 32 - 1 1/4"	P170 - P250
A28-0032-002	PVDF	DN 32 - 1 1/4"	PVDF170 - PVDF250
A28-0032-003	ALUMINIUM	DN 32 - 1 1/4"	A170 - A250
A28-0032-004	SS AISI 316	DN 32 - 1 1/4"	SS170 - SS250

ARTICLE	CASING	FLUID CONNECTION	PUMPS MODEL
A28-0050-004	SS AISI 316	DN 50 - 2"	P550 - P700



Art. 025-1266-001
Wall fixing bracket
For diaphragm pumps Mod. 20/35/55

Art. 025-1266-002
Wall fixing bracket
For diaphragm pumps Mod. 110/170/250



Art. A28-3000-001
Stainless steel trolley base dimension 330x236
For diaphragm pumps Mod. 110/170/250

Art. A28-3000-002
Stainless steel trolley base dimension 600x270
For diaphragm pumps Mod. 550/700

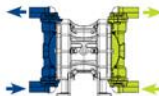


It makes transportable pumps



Technical data

DRUM PHOENIX are designed for emptying drums and containers, and provide an economical and wear resistant alternative to other pumping systems. In order to handle a wide range of fluids, DP pumps are available in all materials. The pump can be quickly and easily mounted on the drum with its feet. The drum will be completely emptied with a suction pipe.



Technical data

TWIN PHOENIX are mainly used in the textile and paper processing industry. These dual action pumps are able to transfer two different media independently and simultaneously. This is accomplished by using separate connections on the suction and discharge ports, keeping two pumped media isolated from each other, preventing unwanted mixing.



Pump installed below head (positive suction)
(when it is necessary to empty completely the container)



Pump installed on hopper for high viscosity liquid
(hopper's height helps the pump to treat the fluid.
Air pressure has to be high, suction tube has to be bigger than pump size)

FLUID	CHEMICAL CODE	MAX. CONC.	BEST CONFIGURATION	OTHER MATERIALS ACCEPTABLE	NOTE
ETHYL ACETATE	CH3COOC2H5	ALL	PHTTPD	A	
ACETONE	C3H6O	ALL	PHTTPD	A - S	
ACETIC ACID	C2H4O2	ALL	PHTTPD		
CYANIDE	HCN	ALL	PHTTPV		
HYDROCHLORIC ACID	HC1	ALL	PHTTPV	KC	
CHROMIC ACID	H2CrO4	ALL	KCMTTKV	Z	
HYDROFLUORIC ACID	HF	ALL	KCMTTKV	PC	NO PP, because is with glass fiber
FORMIC ACID	CH2O2	ALL	PHTTPD	A - S - KC	
NITRIC ACID	HNO3	20%	PHTTPV	S - KC - Z	
NITRIC ACID	HNO3	100%	KCMTTKV	S	
SULPHURIC ACID	H2SO4	50%	PHTTPV	KC	HIGH DENSITY
SULPHURIC ACID	H2SO4	98%	KCMTTKV		HIGH DENSITY
WATER + SAND		ALL	PMDZD	D - A - N	BIG ABRASION - NO CHEMICALS
ALCOHOLS (GENERIC)	CnH2n+2O	ALL	SHTTST	PC	
VINYL GLUE	***	ALL	PHTSSD	A	HIGH VISCOSITY
SODIUM HYDROXIDE	NaOH	ALL	PHTTPD	S	
SODIUM HYPOCHLORITE	NaOCl	15%	PHTTPV		
SODIUM HYPOCHLORITE	NaOCl	100%	KCMTTKV	PC	NO PP, because is with glass fiber
ISOCYANATE	***	ALL	PTHSPV	A	HIGH VISCOSITY
LATTE DI CALCE	***	ALL	PMDZD	D	BIG ABRASION - ALKALINE
HYDROGEN PEROXIDE	H2O2	20%	PHTTPV	A - S - KC	
HYDROGEN PEROXIDE	H2O2	100%	KCMTTKV	A - S	
POLYOL	***	ALL	PHTSPV	A	HIGH DENSITY
HALOGENATED SOLVENTS	***	ALL	KCMTTKT	***	NO ALUMINIUM
TOLUENE	C7H8	ALL	AHTTAT	S - KC - Z	
AMMONIA	NH3	ALL	PHTTPD	S	
XYLENE	C8H10	ALL	AHTTAT	S	

MATERIAL LIST

A	→	ALLUMINIUM
D	→	EPDM
H	→	HYTREL / KEYFLEX
KC	→	PVDF+CF
M	→	SANTOPRENE
N	→	NBR
P	→	POLYPROPYLENE
PC	→	POLYPROPYLENE + CF
S	→	SS AISI 316
T	→	PTFE / TEFLON
V	→	FPM / VITON
Z	→	POLYETHYLENE / POLIZENE

PH 14	↑	ALKALINE / BASIC PP / EPDM
PH 7		NEUTRO
PH 1	↓	ACIDS PVDF / PP / VITON



MECLUBE srl

Strada Pavese, 13 - Loc. Bondeno
46023- Gonzaga (MN) - ITALIA
Tel. +39 0376 595006 - +39 0376 595035
Fax +39 0376 54144
info@meclube.com

www.meclube.com